



EARNINGS RELEASE

Stock Price as of
24th de April 2026:
\$98.0

Outstanding Shares:
340.9 million



1Q26

San Pedro Garza García, Nuevo Leon, Mexico, April 24th, 2026.

Grupo Lamosa announces its results related to the first quarter of 2026.

Figures in millions of nominal Mexican Pesos. Figures may vary due to rounding. Figures calculated under IFRS.

At the close of the year's first quarter, Grupo Lamosa's results showed a modest slowdown, largely due to the sluggishness of operations in markets like the United States and Spain, affected by intense competition and economic and geopolitical uncertainty over aspects such as tariffs and the conflict in the Middle East, among others.

Income Statement	1 Q			DEC			MAR		
	2025	2026	Var %	2025	2026	Var %	2025	2026	Var %
Net Sales	8,835	8,609	-3%	16,128	15,898	-1%	2.8	2.8	
Cost of Sales	5,269	5,235	-1%				222	366	65%
Gross Profit	3,566	3,374	-5%						
Gross Margin	40%	39%							
Operating Expenses	2,461	2,398	-3%						
Operating Income	1,054	902	-14%						
Operating Margin	12%	10%							
EBITDA	1,424	1,272	-11%						
EBITDA Margin	16%	15%							
Comprehensive Financing Result	403	-43	-111%						
Net Income	490	538							
Net Margin	6%	6%							

¹ EBITDA Last Twelve Months

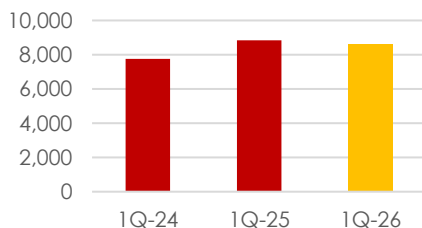
² Refers to year-to-date investments.

SALES

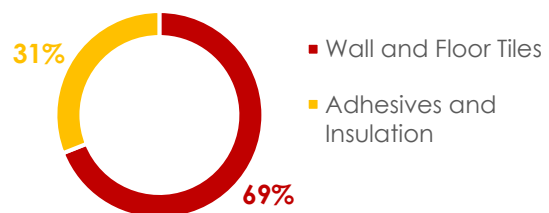
Consolidated sales for Grupo Lamosa in the first three months of the year totaled MXN8.61 billion, 3% lower than in the same quarter of 2025.

Sales in Mexico in the first three months of the year came to MXN5.14 billion, a 7% increase over the same quarter of 2025.

Sales
(million pesos)



Sales 1Q-26

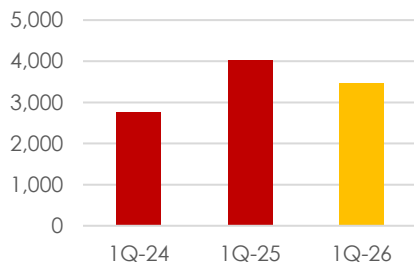


FOREIGN SALES

Offshore sales, on the other hand, dropped 14% year-to-year, ending the first quarter at MXN3.47 billion.

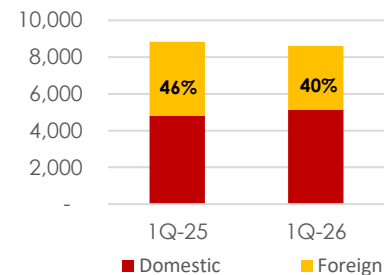
Foreign Sales

(million pesos)



Sales Breakdown

(million pesos)



PERFORMANCE PER BUSINESS SEGMENT

The results of Grupo Lamosa's businesses at the end of the first quarter of the year are shown below.

	Wall and Floor Tiles			Adhesives and Insulation			Total		
	1Q-25	1Q-26	Var %	1Q-25	1Q-26	Var %	1Q-25	1Q-26	Var %
Sales	6,329	5,964	-6%	2,506	2,645	6%	8,835	8,609	-3%
EBIT	588	408	-31%	473	514	8%	1,054	902	-14%
Dep. & Amort. and Others	295	290	-1%	58	64	10%	370	370	0%
EBITDA	882	698	-21%	532	578	9%	1,424	1,272	-11%
%	14%	12%		21%	22%		16%	15%	

WALL AND FLOOR TILES

For the floor and wall tile business, first-quarter sales reached MXN5.96 billion, accounting for 69% of total sales and falling 6% from the same period of the previous year. The results for this business were further affected by the peso's appreciation against the dollar and the euro, by 14% and 5%, respectively.

ADHESIVES AND INSULATION

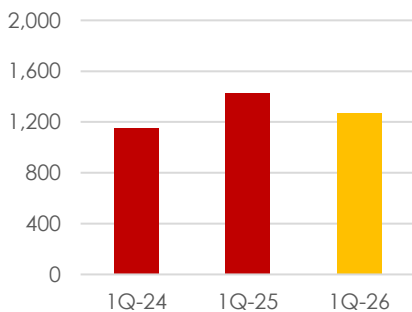
Sales for the adhesives and insulation rose 6% on a year-over-year basis, to MXN2.64 billion, 31% of total group sales for the period.

OPERATING INCOME

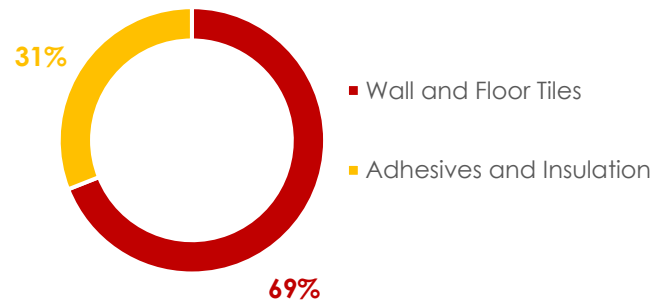
Operating income came in at MXN902 million in the quarter, 14% less than in the first quarter of 2025, and a margin of 10% of sales.

EBITDA totaled MXN1.27 billion in the first three months of the year, falling 11% from the same period of 2025, and resulting in a margin of 15% of sales.

EBITDA
(million pesos)



EBITDA 1Q-26



COMPREHENSIVE FINANCING RESULT

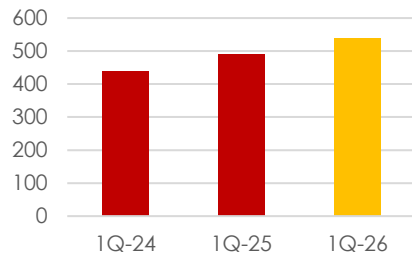
Comprehensive financing result at the close of the March 2026 benefited from the peso's strengthening against the US dollar and the euro, these being the main currencies in which Grupo Lamosa's debt is held. Accordingly, net interest expense dropped 32%, while the group booked a foreign-exchange gain of MXN360 million, compared to a loss of MXN57 million in the first quarter of 2025. This brought comprehensive financing result to a benefit of MXN43 million, turning around from an expense of MXN403 million in the first three months of 2025.

NET INCOME

This improvement in the comprehensive financing result was positive for the company's net result for the quarter. Net income for 1Q26 totaled MXN538 million, 10% higher than in 1Q25 and a margin of 6% of sales.

Net Income

(million pesos)



Net Comprehensive Financing Cost

	YTD 1Q-25	YTD 1Q-26	Var %
Net Financial Expense	396	270	-32%
Exchange (Gain) Loss	57	-360	
Others	-51	47	
	403	-43	-111%

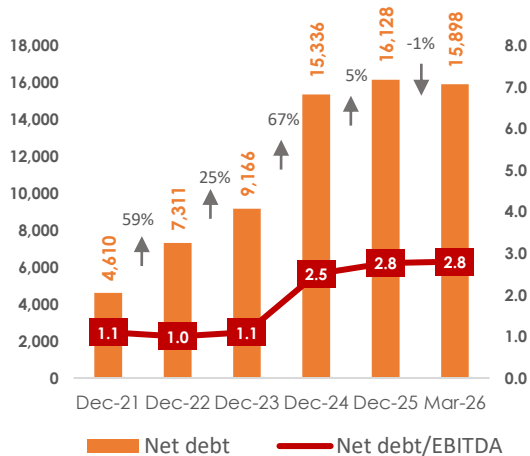
FINANCIAL PERFORMANCE

Grupo Lamosa invested MXN366 million pesos in the first three months of the year, primarily in maintenance and technological upgrades to its production plants, and in building a new high-productivity floor and wall tile mega-plant in the state of Tlaxcala, Mexico.

Grupo Lamosa's net debt ended the first quarter at MXN15.90 billion, a reduction of 1% compared to the net debt at the end of 2025, when it stood at MXN16.13 billion. The net debt to EBITDA ratio stood at 2.8 times.

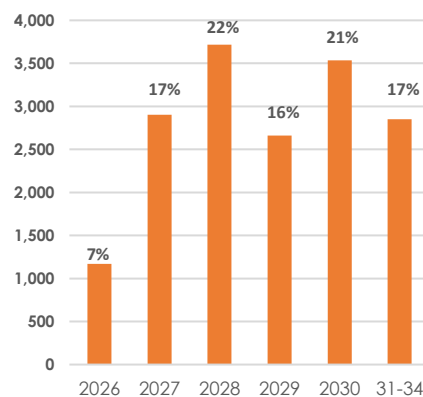
Consolidated net debt

(million pesos)



Maturity debt profile 1Q-26

(million pesos)



Grupo Lamosa shareholders held their Annual Meeting in the first quarter of the year, approving, among other resolutions, a cash dividend payment of MXN2.2 per share. This dividend, payable in the second quarter of the year, is 10% higher than the dividend approved in 2025.

Despite the high level of uncertainty and a challenging business environment in both Mexico and in other parts of the world where it operates, Grupo Lamosa maintains its robust capacity for cash flow generation and strict financial discipline, which will underpin its continuing strategy of growth and diversification as it capitalizes on synergies and builds value for its shareholders.

Moisés Benavides

Investor Relations LAMOSA
Tel: (+52) 818-047-4231
moises.benavides@grupolamosa.com

Alexia Escobar

Asset-management
Tel: (+52) 555-644-1247
alexia@asset-management.com.mx